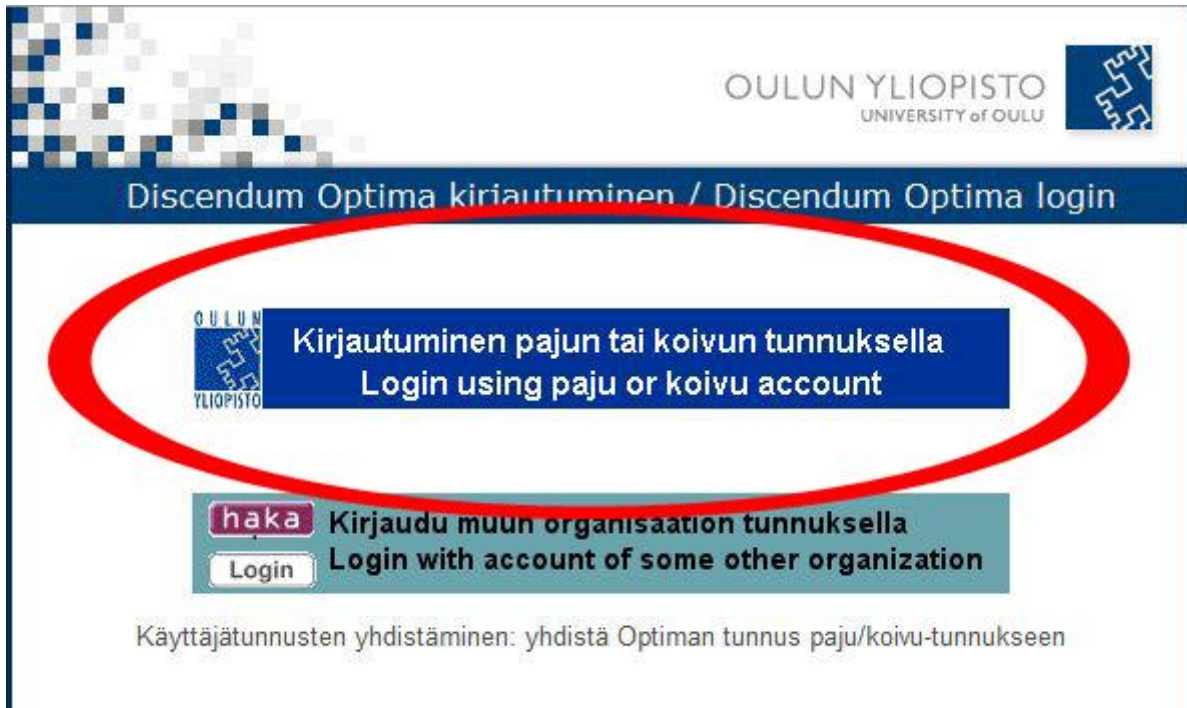


To login to optima go to website <https://optima oulu.fi/>

From there choose "Login using paju or koivu account"



After that, fill in your paju account and password information when asked.

Kirjautuminen / Login

OULUN YLIOPISTO
UNIVERSITY of OULU

Kirjoita käyttäjätunnus ja salasana sekä valitse palvelin:
Type your account name, your password and select server:

Käyttäjätunnus / Account

Salasana / Password

Palvelin / Server paju ▼

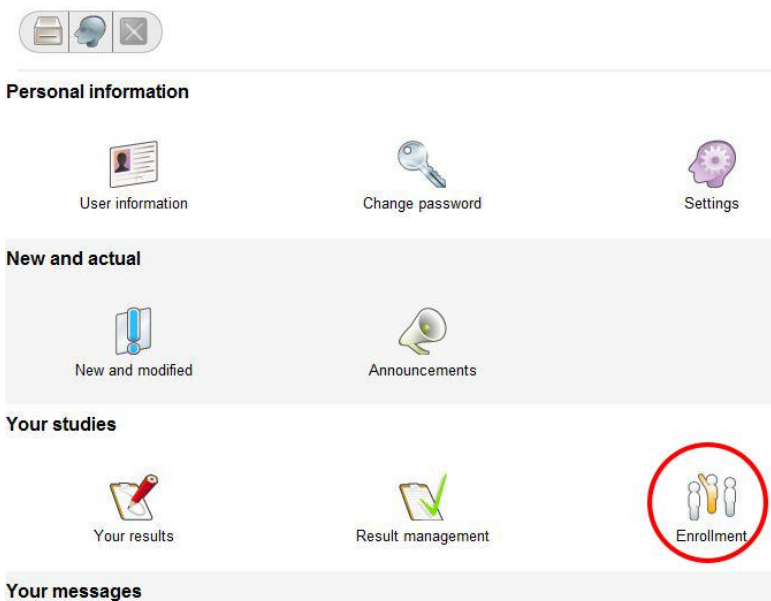
Kirjautu/Login

First thing you have to do after login in to Optima is to enroll to courses if you wish to have access to course materials.

From your Optima screen press “Your Space” –icon.



After that select enrollment



Select the course you wish to enroll to. You have to do this one by one if you want to enroll to multiple courses.




→ [Enrollment](#)


 **Digitaaliset suodattimet 2009**
Owner: Silven Olli
Last day for enrollment 30.11.2009
→ [Enrollment](#)

 **Digitaalitekniikka I**
Owner: Heusala Hannu Heikki
Last day for enrollment 31.12.2009
→ [Enrollment](#)


 **Digitaalitekniikka II**
Owner: Heusala Hannu Heikki
Last day for enrollment 31.12.2009
→ [Enrollment](#)

Finally check the “enroll” –box and press OK and that’s it.



Ilmoittaudu tähän työtilaan

 **Elektroniikan testaustekniikka**

ilmoittaudu

Depending on the courses teacher, he/she will grant you the access to the course.